




DESCRIPTION	MODEL	FABRIC GRADES	POWDER COATED	BRUSHED STAINLESS STEEL	POLISHED STAINLESS STEEL	YARDAGE	SQUARE FEET	DIMENSIONS	INCHES	CENTIMETERS
Span One Armless Lounge Chair	DG LC305	COM	3549	3727	4082	5	90	OW	36	91
Loose Back Cushion		COL	3904	4100	4490			OD	32	81
Metal Base		G1	4383	4560	4915			OH	31	79
		G2	4710	4888	5243			SH	16	41
		G3	4978	5155	5510			AH	--	--
		G4	5276	5453	5808			SD	20	50
		G5	5363	5541	5896			SW	36	91
		L1	9257	9452	9843					

Span One Lounge Chair	DG LC310	COM	3619	3800	4162	6	108	OW	36	91
Loose Back Cushion		COL	3981	4180	4579			OD	32	81
Metal Base		G1	4619	4800	5162			OH	31	79
		G2	5012	5193	5555			SH	16	41
		G3	5334	5515	5877			AH	27	68
		G4	5691	5872	6234			SD	20	50
		G5	5796	5977	6339			SW	26	66
		L1	10405	10604	11002					

Span Two Lounge Chair	DG LC320	COM	3679	3863	4231	6	108	OW	36	91
Loose Back & Seat Cushion		COL	4047	4250	4654			OD	34	86
Metal Base		G1	4679	4863	5231			OH	31	79
		G2	5072	5256	5624			SH	16	41
		G3	5394	5578	5946			AH	27	68
		G4	5751	5935	6303			SD	20	50
		G5	5856	6040	6408			SW	26	66
		L1	10471	10673	11078					

NOTE

SPECIFY:

Metal Finish


Upholstery


Dimensions are in inches and are approximate.

Contact Customer Service if dimensions are critical.

www.deccacontract.com

For complete list of finish options and codes, go to www.deccacontract.com

DESCRIPTION	MODEL	FABRIC GRADES	POWDER COATED	BRUSHED STAINLESS STEEL	POLISHED STAINLESS STEEL	YARDAGE	SQUARE FEET	DIMENSIONS	INCHES	CENTIMETERS
Span One Lounge Chair Left Arm, Loose Back Cushion Metal Base 	DG LC310L	COM	3604	3785	4145	5	81	OW	32	81
		COL	3965	4163	4560			OD	32	81
		G1	4438	4618	4978			OH	31	79
		G2	4765	4945	5306			SH	16	41
		G3	5033	5213	5574			AH	27	68
		G4	5331	5511	5871			SD	20	50
		G5	5418	5599	5959			SW	31	79
		L1	8782	8981	9377					


Span One Lounge Chair Right Arm, Loose Back Cushion Metal Base 	DG LC310R	COM	3604	3785	4145	5	81	OW	32	81
		COL	3965	4163	4560			OD	32	81
		G1	4438	4618	4978			OH	31	79
		G2	4765	4945	5306			SH	16	41
		G3	5033	5213	5574			AH	27	68
		G4	5331	5511	5871			SD	20	50
		G5	5418	5599	5959			SW	31	79
		L1	8782	8981	9377					


NOTE


SPECIFY: Metal Finish Upholstery

Dimensions are in inches and are approximate.
 Contact Customer Service if dimensions are critical.
www.deccacontract.com

For complete list of finish options and codes, go to www.deccacontract.com

DESCRIPTION	MODEL	FABRIC GRADES	POWDER COATED	BRUSHED STAINLESS STEEL	POLISHED STAINLESS STEEL	YARDAGE	SQUARE FEET	DIMENSIONS	INCHES	CENTIMETERS
Span One Armless Love Seat Loose Back Cushion Metal Base 	DG LL400	COM	5211	5472	5993	8	135	OW	64	163
		COL	5732	6019	6592			OD	32	81
		G1	6461	6721	7242			OH	31	79
		G2	6952	7213	7734			SH	16	41
		G3	7354	7614	8135			AH	--	--
		G4	7800	8061	8582			SD	20	50
		G5	7932	8193	8714			SW	64	163
		L1	13761	14048	14621					

Span One Love Seat Loose Back Cushions Metal Base 	DG LL405	COM	5552	5830	6385	10	171	OW	64	163
		COL	6108	6413	7024			OD	32	81
		G1	7135	7413	7968			OH	31	79
		G2	7758	8035	8590			SH	16	41
		G3	8267	8544	9099			AH	27	68
		G4	8832	9110	9665			SD	20	50
		G5	8999	9277	9832			SW	54	137
		L1	16278	16583	17194					


Span Two Love Seat Loose Seat & Back Cushions Metal Base 	DG LL425	COM	6154	6461	7077	11	198	OW	64	163
		COL	6769	7107	7784			OD	34	86
		G1	7986	8294	8910			OH	31	79
		G2	8707	9015	9630			SH	16	41
		G3	9297	9604	10220			AH	27	68
		G4	9951	10259	10874			SD	20	50
		G5	10145	10452	11068			SW	54	137
		L1	18545	18884	19561					


NOTE

SPECIFY:
 Metal Finish
 Upholstery

Dimensions are in inches and are approximate.
 Contact Customer Service if dimensions are critical.
www.deccacontract.com

For complete list of finish options and codes, go to www.deccacontract.com

DESCRIPTION	MODEL	FABRIC GRADES	POWDER COATED	BRUSHED STAINLESS STEEL	POLISHED STAINLESS STEEL	YARDAGE	SQUARE FEET	DIMENSIONS	INCHES	CENTIMETERS
Span One Love Seat	DG LL410L	COM	5556	5834	6389	9	162	OW	64	163
Left Arm, Loose Back Cushions		COL	6112	6417	7028			OD	32	81
Metal Base		G1	7056	7333	7889			OH	31	79
		G2	7645	7923	8479			SH	16	41
		G3	8127	8405	8961			AH	27	68
		G4	8663	8941	9497			SD	20	50
		G5	8821	9099	9655			SW	59	150
		L1	15747	16052	16664					

Span One Love Seat	DG LL410R	COM	5556	5834	6389	9	162	OW	64	163
Right Arm, Loose Back Cushions		COL	6112	6417	7028			OD	32	81
Metal Base		G1	7056	7333	7889			OH	31	79
		G2	7645	7923	8479			SH	16	41
		G3	8127	8405	8961			AH	27	68
		G4	8663	8941	9497			SD	20	50
		G5	8821	9099	9655			SW	59	150
		L1	15747	16052	16664					

NOTE

SPECIFY:

Metal Finish


Upholstery


Dimensions are in inches and are approximate.

Contact Customer Service if dimensions are critical.

www.deccacontract.com

For complete list of finish options and codes, go to www.deccacontract.com

DESCRIPTION	MODEL	FABRIC GRADES	POWDER COATED	BRUSHED STAINLESS STEEL	POLISHED STAINLESS STEEL	YARDAGE	SQUARE FEET	DIMENSIONS	INCHES	CENTIMETERS
Span Two Love Seat	DG LL440L	COM	5649	5931	6496	10	180	OW	64	163
Left Arm		COL	6213	6524	7145			OD	34	86
Loose Back & Seat Cushions		G1	7315	7597	8162			OH	31	79
Metal Base		G2	7970	8252	8817			SH	16	41
		G3	8506	8788	9353			AH	27	68
		G4	9101	9383	9948			SD	20	50
		G5	9277	9559	10124			SW	59	150
		L1	16919	17230	17851					

Span Two Love Seat	DG LL440R	COM	5649	5931	6496	10	180	OW	64	163
Right Arm		COL	6213	6524	7145			OD	34	86
Loose Back & Seat Cushions		G1	7315	7597	8162			OH	31	79
Metal Base		G2	7970	8252	8817			SH	16	41
		G3	8506	8788	9353			AH	27	68
		G4	9101	9383	9948			SD	20	50
		G5	9277	9559	10124			SW	59	150
		L1	16919	17230	17851					

NOTE

SPECIFY:

Metal Finish


Upholstery


Dimensions are in inches and are approximate.


Contact Customer Service if dimensions are critical.

www.deccacontract.com

For complete list of finish options and codes, go to www.deccacontract.com

DESCRIPTION	MODEL	FABRIC GRADES	POWDER COATED	BRUSHED STAINLESS STEEL	POLISHED STAINLESS STEEL	YARDAGE	SQUARE FEET	DIMENSIONS	INCHES	CENTIMETERS
Span One Armless Sofa	DG LS500	COM	8049	8451	9256	13	234	OW	96	244
Loose Back Cushions		COL	8854	9297	10182			OD	32	81
Metal Base		G1	10215	10618	11422			OH	31	79
		G2	11067	11469	12274			SH	16	41
		G3	11763	12166	12971			AH	--	--
		G4	12537	12940	13744			SD	20	50
		G5	12766	13168	13973			SW	96	244
		L1	22771	23214	24099					

Span One Sofa	DG LS505	COM	8149	8556	9371	13	234	OW	96	244
Loose Back Cushions		COL	8964	9412	10309			OD	32	81
Metal Base		G1	10315	10723	11537			OH	31	79
		G2	11167	11574	12389			SH	16	41
		G3	11863	12271	13086			AH	27	68
		G4	12637	13045	13859			SD	20	50
		G5	12866	13273	14088			SW	86	218
		L1	22881	23330	24226					


Span Two Sofa	DG LS515	COM	8185	8595	9413	17	297	OW	96	244
Loose Back & Seat cushions		COL	9004	9454	10354			OD	34	86
Metal Base		G1	10935	11344	12162			OH	31	79
		G2	12016	12425	13243			SH	16	41
		G3	12900	13309	14127			AH	27	68
		G4	13882	14291	15110			SD	20	50
		G5	14172	14581	15399			SW	86	218
		L1	26668	27118	28019					


NOTE

SPECIFY:
Metal Finish
Upholstery

Dimensions are in inches and are approximate.
Contact Customer Service if dimensions are critical.
www.deccacontract.com

For complete list of finish options and codes, go to www.deccacontract.com

DESCRIPTION	MODEL	FABRIC GRADES	POWDER COATED	BRUSHED STAINLESS STEEL	POLISHED STAINLESS STEEL	YARDAGE	SQUARE FEET	DIMENSIONS	INCHES	CENTIMETERS
Span One Sofa	DG LS510L	COM	8150	8558	9373	13	234	OW	96	244
Left Arm		COL	8965	9414	10310			OD	32	81
Loose Back Cushions		G1	10316	10724	11539			OH	31	79
Metal Base		G2	11168	11576	12391			SH	16	41
		G3	11865	12272	13087			AH	--	--
		G4	12638	13046	13861			SD	20	50
		G5	12867	13274	14089			SW	96	244
		L1	22883	23331	24228					

Span One Sofa	DG LS510R	COM	8150	8558	9373	13	234	OW	96	244
Right Arm		COL	8965	9414	10310			OD	32	81
Loose Back Cushions		G1	10316	10724	11539			OH	31	79
Metal Base		G2	11168	11576	12391			SH	16	41
		G3	11865	12272	13087			AH	27	68
		G4	12638	13046	13861			SD	20	50
		G5	12867	13274	14089			SW	86	218
		L1	22883	23331	24228					

NOTE

SPECIFY:

Metal Finish


Upholstery


Dimensions are in inches and are approximate.

Contact Customer Service if dimensions are critical.

www.deccacontract.com

For complete list of finish options and codes, go to www.deccacontract.com

DESCRIPTION	MODEL	FABRIC GRADES	POWDER COATED	BRUSHED STAINLESS STEEL	POLISHED STAINLESS STEEL	YARDAGE	SQUARE FEET	DIMENSIONS	INCHES	CENTIMETERS
Span Two Sofa	DG LS520L	COM	8287	8701	9530	17	297	OW	96	244
Left Arm		COL	9115	9571	10482			OD	34	86
Loose Back & Seat Cushions		G1	11036	11450	12279			OH	31	79
Metal Base		G2	12117	12531	13360			SH	16	41
		G3	13001	13415	14244			AH	27	68
		G4	13983	14397	15226			SD	20	50
		G5	14273	14687	15516			SW	96	244
		L1	26780	27235	28147					

Span Two Sofa	DG LS520R	COM	8287	8701	9530	17	297	OW	96	244
Right Arm		COL	9115	9571	10482			OD	34	86
Loose Back & Seat Cushions		G1	11036	11450	12279			OH	31	79
Metal Base		G2	12117	12531	13360			SH	16	41
		G3	13001	13415	14244			AH	27	68
		G4	13983	14397	15226			SD	20	50
		G5	14273	14687	15516			SW	86	218
		L1	26780	27235	28147					

NOTE



SPECIFY:


Metal Finish

Upholstery

Dimensions are in inches and are approximate.
 Contact Customer Service if dimensions are critical.
www.deccacontract.com

For complete list of finish options and codes, go to www.deccacontract.com

DESCRIPTION	MODEL	FABRIC GRADES	POWDER COATED	BRUSHED STAINLESS STEEL	POLISHED STAINLESS STEEL	YARDAGE	SQUARE FEET	DIMENSIONS	INCHES	CENTIMETERS
Span One Sofa	DG LL420L	COM	7719	8105	8877	9	153	OW	96	244
Left Arm, Right Table		COL	8491	8915	9764			OD	32	81
Loose Back Cushions		G1	9135	9521	10293			OH	31	79
Metal Base		G2	9692	10078	10850			SH	16	41
		G3	10148	10533	11305			AH	27	68
		G4	10653	11039	11811			SD	20	50
		G5	10803	11189	11961			SW	59	150
		L1	17591	18015	18864					

Span One Sofa	DG LL420R	COM	7719	8105	8877	9	153	OW	96	244
Right Arm, Left Table		COL	8491	8915	9764			OD	32	81
Loose Back Cushions		G1	9135	9521	10293			OH	31	79
Metal Base		G2	9692	10078	10850			SH	16	41
		G3	10148	10533	11305			AH	27	68
		G4	10653	11039	11811			SD	20	50
		G5	10803	11189	11961			SW	59	150
		L1	17591	18015	18864					

NOTE

SPECIFY:

Metal Finish

Upholstery



Wood / Lacquer Finish


Dimensions are in inches and are approximate.

Contact Customer Service if dimensions are critical.

www.deccacontract.com

For complete list of finish options and codes, go to www.deccacontract.com

DESCRIPTION	MODEL	FABRIC GRADES	POWDER COATED	BRUSHED STAINLESS STEEL	POLISHED STAINLESS STEEL	YARDAGE	SQUARE FEET	DIMENSIONS	INCHES	CENTIMETERS
Span Two Sofa	DG LL445L	COM	7823	8214	8996	10	171	OW	96	244
Left Arm, Right Table		COL	8605	9035	9896			OD	32	81
Loose Back & Seat Cushions		G1	9406	9797	10579			OH	31	79
Metal Base		G2	10028	10419	11201			SH	16	41
		G3	10537	10928	11710			AH	27	68
		G4	11102	11494	12276			SD	20	50
		G5	11269	11661	12443			SW	59	150
		L1	18775	19206	20066					

Span Two Sofa	DG LL445R	COM	7823	8214	8996	10	171	OW	96	244
Right Arm, Left Table		COL	8605	9035	9896			OD	32	81
Loose Back & Seat Cushions		G1	9406	9797	10579			OH	31	79
Metal Base		G2	10028	10419	11201			SH	16	41
		G3	10537	10928	11710			AH	27	68
		G4	11102	11494	12276			SD	20	50
		G5	11269	11661	12443			SW	59	150
		L1	18775	19206	20066					

NOTE

SPECIFY:

Metal Finish

Upholstery



Wood / Lacquer Finish


Dimensions are in inches and are approximate.

Contact Customer Service if dimensions are critical.

www.deccacontract.com

For complete list of finish options and codes, go to www.deccacontract.com

DESCRIPTION	MODEL	FABRIC GRADES	POWDER COATED	BRUSHED STAINLESS STEEL	POLISHED STAINLESS STEEL	YARDAGE	SQUARE FEET	DIMENSIONS	INCHES	CENTIMETERS
Span One Sofa	DG LL425L	COM	8108	8513	9324	9	153	OW	96	244
Left Arm, Right Storage		COL	8919	9364	10256			OD	32	81
Loose Back Cushions		G1	9524	9929	10740			OH	31	79
Metal Base		G2	10081	10486	11297			SH	16	41
		G3	10536	10942	11753			AH	27	68
		G4	11042	11448	12258			SD	20	50
		G5	11192	11597	12408			SW	59	150
		L1	18018	18464	19356					

Span One Sofa	DG LL425R	COM	8108	8513	9324	9	153	OW	96	244
Right Arm, Left Storage		COL	8919	9364	10256			OD	32	81
Loose Back Cushions		G1	9524	9929	10740			OH	31	79
Metal Base		G2	10081	10486	11297			SH	16	41
		G3	10536	10942	11753			AH	27	68
		G4	11042	11448	12258			SD	20	50
		G5	11192	11597	12408			SW	59	150
		L1	18018	18464	19356					

NOTE

SPECIFY:

Metal Finish

Upholstery



Wood / Lacquer Finish


Dimensions are in inches and are approximate.

Contact Customer Service if dimensions are critical.

www.deccacontract.com

For complete list of finish options and codes, go to www.deccacontract.com

DESCRIPTION	MODEL	FABRIC GRADES	POWDER COATED	BRUSHED STAINLESS STEEL	POLISHED STAINLESS STEEL	YARDAGE	SQUARE FEET	DIMENSIONS	INCHES	CENTIMETERS
Span Two Sofa	DG LL430L	COM	8225	8637	9459	10	180	OW	96	244
Left Arm, Right Storage		COL	9048	9500	10405			OD	32	81
Loose Back & Seat Cushions		G1	9891	10303	11125			OH	31	79
Metal Base		G2	10547	10958	11781			SH	16	41
		G3	11082	11494	12316			AH	27	68
		G4	11678	12089	12911			SD	20	50
		G5	11853	12265	13087			SW	59	150
		L1	19754	20206	21111					

Span Two Sofa	DG LL430R	COM	8225	8637	9459	10	180	OW	96	244
Right Arm, Left Storage		COL	9048	9500	10405			OD	32	81
Loose Back & Seat Cushions		G1	9891	10303	11125			OH	31	79
Metal Base		G2	10547	10958	11781			SH	16	41
		G3	11082	11494	12316			AH	27	68
		G4	11678	12089	12911			SD	20	50
		G5	11853	12265	13087			SW	59	150
		L1	19754	20206	21111					

NOTE

SPECIFY:

Metal Finish

Upholstery



Wood / Lacquer Finish


Dimensions are in inches and are approximate.

Contact Customer Service if dimensions are critical.

www.deccacontract.com

For complete list of finish options and codes, go to www.deccacontract.com

DESCRIPTION	MODEL	FABRIC GRADES	POWDER COATED	BRUSHED STAINLESS STEEL	POLISHED STAINLESS STEEL	YARDAGE	SQUARE FEET	DIMENSIONS	INCHES	CENTIMETERS
Span One Sofa	DG LL460L	COM	8108	8513	9324	9	153	OW	96	244
Left Arm, Right Box Table		COL	8919	9364	10256			OD	32	81
Loose Back Cushions		G1	9524	9929	10740			OH	31	79
Metal Base		G2	10081	10486	11297			SH	16	41
		G3	10536	10942	11753			AH	27	68
		G4	11042	11448	12258			SD	20	50
		G5	11192	11597	12408			SW	59	150
		L1	18018	18464	19356					

Span One Sofa	DG LL460R	COM	8108	8513	9324	9	153	OW	96	244
Right Arm, Left Box Table		COL	8919	9364	10256			OD	32	81
Loose Back Cushions		G1	9524	9929	10740			OH	31	79
Metal Base		G2	10081	10486	11297			SH	16	41
		G3	10536	10942	11753			AH	27	68
		G4	11042	11448	12258			SD	20	50
		G5	11192	11597	12408			SW	59	150
		L1	18018	18464	19356					

NOTE

SPECIFY:

Metal Finish

Upholstery



Wood / Lacquer Finish


Dimensions are in inches and are approximate.

Contact Customer Service if dimensions are critical.

www.deccacontract.com

For complete list of finish options and codes, go to www.deccacontract.com

DESCRIPTION	MODEL	FABRIC GRADES	POWDER COATED	BRUSHED STAINLESS STEEL	POLISHED STAINLESS STEEL	YARDAGE	SQUARE FEET	DIMENSIONS	INCHES	CENTIMETERS
Span Two Sofa	DG LL465L	COM	8208	8618	9439	10	171	OW	96	244
Left Arm, Right Box Table		COL	9029	9480	10383			OD	32	81
Loose Back & Seat Cushions		G1	9791	10201	11022			OH	31	79
Metal Base		G2	10413	10824	11644			SH	16	41
		G3	10922	11332	12153			AH	27	68
		G4	11488	11898	12719			SD	20	50
		G5	11654	12065	12886			SW	59	150
		L1	19199	19650	20553					

Span Two Sofa	DG LL465R	COM	8208	8618	9439	10	171	OW	96	244
Right Arm, Left Box Table		COL	9029	9480	10383			OD	32	81
Loose Back & Seat Cushions		G1	9791	10201	11022			OH	31	79
Metal Base		G2	10413	10824	11644			SH	16	41
		G3	10922	11332	12153			AH	27	68
		G4	11488	11898	12719			SD	20	50
		G5	11654	12065	12886			SW	59	150
		L1	19199	19650	20553					

NOTE

SPECIFY:

Metal Finish

Upholstery



Wood / Lacquer Finish



Dimensions are in inches and are approximate.



Contact Customer Service if dimensions are critical.

www.deccacontract.com

For complete list of finish options and codes, go to www.deccacontract.com

DESCRIPTION	MODEL	FABRIC GRADES	POWDER COATED	BRUSHED STAINLESS STEEL	POLISHED STAINLESS STEEL	YARDAGE	SQUARE FEET	DIMENSIONS	INCHES	CENTIMETERS
Span One Sofa	DG LL430	COM	8532	8958	9811	9	153	OW	96	244
Center Storage with Cable Management		COL	9385	9854	10792			OD	32	81
Loose Back Cushions		G1	9948	10374	11228			OH	31	79
Metal Base		G2	10505	10931	11785			SH	16	41
		G3	10960	11387	12240			AH	27	68
		G4	11466	11893	12746			SD	20	50
		G5	11615	12042	12895			SW	59	150
		L1	18485	18954	19892					

Span One Sofa	DG LL450	COM	8475	8899	9747	9	153	OW	96	244
Center Storage		COL	9323	9789	10721			OD	32	81
Loose Back Cushions		G1	9892	10315	11163			OH	31	79
Metal Base		G2	10449	10872	11720			SH	16	41
		G3	10904	11328	12175			AH	27	68
		G4	11410	11834	12681			SD	20	50
		G5	11559	11983	12831			SW	59	150
		L1	18423	18889	19821					

Span Two Sofa	DG LL455	COM	8584	9013	9872	10	180	OW	96	244
Center Storage		COL	9443	9915	10859			OD	32	81
Loose Back & Seat Cushions		G1	10250	10680	11538			OH	31	79
Metal Base		G2	10906	11335	12193			SH	16	41
		G3	11441	11870	12729			AH	27	68
		G4	12036	12466	13324			SD	20	50
		G5	12212	12641	13500			SW	59	150
		L1	20148	20620	21565					

NOTE

SPECIFY:

Metal Finish

Upholstery



Wood / Lacquer Finish

Dimensions are in inches and are approximate.

Contact Customer Service if dimensions are critical.



www.deccacontract.com

For complete list of finish options and codes, go to www.deccacontract.com

DESCRIPTION	MODEL	FABRIC GRADES	POWDER COATED	BRUSHED STAINLESS STEEL	POLISHED STAINLESS STEEL	YARDAGE	SQUARE FEET	DIMENSIONS	INCHES	CENTIMETERS
SuperSpan Two Seater	DG SS500	COM	12099	12704	13914	13	380	OW	139	353
Both ends with open storage		COL	13309	13975	15306			OD	32	81
Loose Back & Seat Cushions		G1	14266	14870	16080			OH	31.5	80
Metal Base, 2 accent pillows		G2	15117	15722	16932			SH	16	41
		G3	15814	16419	17629			AH	--	--
		G4	16588	17193	18402			SD	21	53
		G5	16816	17421	18631			SW	102	259
		L1	35910	36576	37907					

Optional Upcharge:

Add (1) DeccaCharge Unit to the top of each open storage table **5165**

SuperSpan Three Seater	DG SS505	COM	15071	15825	17332	22	480	OW	190.5	484
Both ends with open storage		COL	16578	17407	19065			OD	32	81
Loose Back & Seat Cushions		G1	18737	19490	20998			OH	31.5	80
Metal Base, 3 accent pillows		G2	20178	20932	22439			SH	16	41
		G3	21357	22111	23618			AH	--	--
		G4	22666	23420	24927			SD	21	53
		G5	23053	23807	25314			SW	153.5	390
		L1	45127	45956	47614					

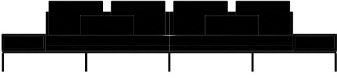

Optional Upcharge:

Add (1) DeccaCharge Unit to the top of each open storage table **5165**

NOTE



SPECIFY: Dimensions are in inches and are approximate.
 Metal Finish Contact Customer Service if dimensions are critical.
 Upholstery www.deccacontract.com
 Wood Finish

For more DeccaCharge information, please contact Customer Service
 For complete list of finish options and codes, go to www.deccacontract.com

DESCRIPTION	MODEL	FABRIC GRADES	POWDER COATED	BRUSHED STAINLESS STEEL	POLISHED STAINLESS STEEL	YARDAGE	SQUARE FEET	DIMENSIONS	INCHES	CENTIMETERS
SuperSpan B2B Two Seater	DG SS510	COM	26688	28023	30692	25	610	OW	139	353
Both ends with open storage		COL	29357	30825	33761			OD	61	155
Loose Back & Seat Cushions		G1	30854	32188	34857			OH	31.5	80
Metal Base, 4 accent pillows		G2	32492	33826	36495			SH	16	41
		G3	33831	35166	37834			AH	--	--
		G4	35319	36654	39322			SD	21	53
		G5	35759	37093	39762			SW	102	259
		L1	65638	67105	70041					

Optional Upcharge:

Add (2) DeccaCharge Units to the top of each open storage table	10328
Add (4) power units on the spine.	9722

SuperSpan B2B Three Seater	DG SS515	COM	29429	30900	33843	43	990	OW	190.5	484
Both ends with open storage		COL	32371	33990	37227			OD	61	155
Loose Back & Seat Cushions		G1	36593	38065	41007			OH	31	79
Metal Base, 6 accent pillows		G2	39411	40882	43825			SH	16	41
		G3	41714	43186	46128			AH	--	--
		G4	44274	45745	48688			SD	21	53
		G5	45029	46501	49444			SW	153.5	390
		L1	91253	92871	96108					

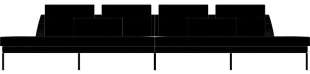

Optional Upcharge:



Add (2) DeccaCharge Units to the top of each open storage table	10328
Add (5) power units on the spine.	9722

NOTE

SPECIFY:	Dimensions are in inches and are approximate.
Metal Finish	Contact Customer Service if dimensions are critical.
Upholstery	www.deccacontract.com
Wood Finish	

For more DeccaCharge and power information, please contact Customer Service
 For complete list of finish options and codes, go to www.deccacontract.com

DESCRIPTION	MODEL	FABRIC GRADES	POWDER COATED	BRUSHED STAINLESS STEEL	POLISHED STAINLESS STEEL	YARDAGE	SQUARE FEET	DIMENSIONS	INCHES	CENTIMETERS
SuperSpan B2B	DG SS520	COM	24334	25551	27984	27	660	OW	140	356
Two Seater Island		COL	26767	28106	30783			OD	61	155
Loose Back & Seat Cushions		G1	28833	30049	32483			OH	31.5	80
Metal Base, 4 accent pillows		G2	30602	31819	34252			SH	16	41
		G3	32048	33265	35698			AH	--	--
		G4	33655	34872	37306			SD	21	53
		G5	34130	35347	37780			SW	102	259
		L1	66022	67360	70037					

SuperSpan B2B	DG SS525	COM	27595	28975	31735	46	1040	OW	191.5	486
Three Seater Island		COL	30355	31873	34908			OD	61	155
Loose Back & Seat Cushions		G1	35260	36639	39399			OH	31.5	80
Metal Base, 6 accent pillows		G2	38274	39654	42413			SH	16	41
		G3	40738	42118	44877			AH	--	--
		G4	43476	44856	47615			SD	21	53
		G5	44284	45664	48424			SW	153.5	390
		L1	92210	93728	96763					

NOTE

SPECIFY:

Metal Finish


Upholstery

Dimensions are in inches and are approximate.

Contact Customer Service if dimensions are critical.

www.deccacontract.com

For complete list of finish options and codes, go to www.deccacontract.com

DESCRIPTION	MODEL	FABRIC GRADES	LIST PRICE	YARDAGE	SQUARE FEET	DIMENSIONS	INCHES	CENTIMETERS
Span Accent Pillow 	P2212	COM	152	1	11	OW	22	56
		COL	167			OD	2.5	6
		G1	252			OH	12	30
		G2	291					
		G3	323					
		G4	359					
		G5	370					
		L1	810					

NOTE

SPECIFY:

Metal Finish

Upholstery





Wood / Lacquer Finish

Dimensions are in inches and are approximate.

Contact Customer Service if dimensions are critical.

www.deccacontract.com

For complete list of finish options and codes, go to www.deccacontract.com

DESCRIPTION	MODEL	FABRIC GRADES	POWDER COATED	BRUSHED STAINLESS STEEL	POLISHED STAINLESS STEEL	YARDAGE	SQUARE FEET	DIMENSIONS	INCHES	CENTIMETERS
Span Ottoman Metal Base 	DG BE600	COM	2490	2615	2864	2	27	OW	32	81
		COL	2740	2876	3150			OD	32	81
		G1	2740	2865	3114			OH	15.5	39
		G2	2839	2963	3212					
		G3	2919	3044	3293					
		G4	3008	3133	3382					
		G5	3035	3159	3408					
		L1	4345	4482	4756					
Span Bench Metal Base 	DG BE605	COM	4292	4507	4936	4	63	OW	64	163
		COL	4721	4957	5429			OD	32	81
		G1	4875	5090	5519			OH	15.5	39
		G2	5105	5319	5748					
		G3	5292	5507	5936					
		G4	5500	5715	6144					
		G5	5562	5776	6206					
		L1	8468	8704	9176					
Span Bench Metal Base 	DG BE610	COM	5966	6264	6861	5	90	OW	96	244
		COL	6563	6891	7547			OD	32	81
		G1	6799	7098	7694			OH	15.5	39
		G2	7127	7425	8022					
		G3	7395	7693	8290					
		G4	7692	7991	8587					
		G5	7780	8078	8675					
		L1	11916	12244	12900					
Span Bench Center Storage Metal Base 	DG BE615	COM	6119	6425	7036	4	63	OW	96	244
		COL	6731	7067	7740			OD	32	81
		G1	6702	7008	7620			OH	15.5	39
		G2	6931	7237	7849					
		G3	7119	7425	8036					
		G4	7327	7633	8245					
		G5	7388	7694	8306					
		L1	10478	10814	11487					

NOTE

SPECIFY:

Metal Finish

Upholstery

Wood / Lacquer Finish

Dimensions are in inches and are approximate.

Contact Customer Service if dimensions are critical.

www.deccacontract.com

For complete list of finish options and codes, go to www.deccacontract.com

DESCRIPTION	MODEL	POWDER COATED	BRUSHED STAINLESS STEEL	POLISHED STAINLESS STEEL	DIMENSIONS		
					INCHES	CENTIMETERS	
Span Coffee Table	DG CT140	3277	3441	3768	OW	32	81
Metal Base					OD	32	81
					OH	11	27



Span Coffee Table	DG CT150	5590	5870	6429	OW	64	163
Metal Base					OD	32	81
					OH	11	27



NOTE

SPECIFY:
 Metal Finish
 Wood / Lacquer Finish

Dimensions are in inches and are approximate.
 Contact Customer Service if dimensions are critical.
www.deccacontract.com

For complete list of finish options and codes, go to www.deccacontract.com